



Modular inverter to efficiently secure critical applications from 1 kVA!

 Telecom
  Datacom
  Mass transport
  Industry
  Power Utilities
  Renewable

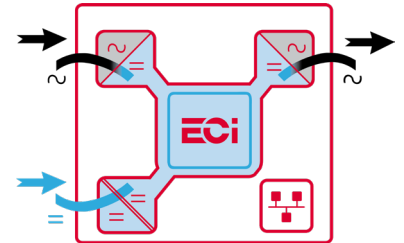


Description

Bravo 10 is a **small modular inverter** offering many opportunities **to design a solution** that perfectly fits your needs. The ECI technology offers both **AC and DC inputs** to provide a **perfect AC power** while reducing the number of power conversion (the module operates under normal condition with the AC input delivering a **94% efficiency**)! In conjunction with the DC input, it provides an excellent **AC backup solution**.

From **1 to 32 modules**, with several **options** available (manual external by-pass and AC distribution), the Bravo 10 modular inverter is also **hot-swappable** meaning a very easy and cheap maintenance. The modules are delivered with our new monitoring solution.

Bravo 10 can be used with the **Inview S** (DIN or panel mounting) and **Inview S Slot** monitoring. One shelf can accommodate 5 modules (5 kVA) or 4 modules (4 kVA) with Inview S Slot monitoring included. For third party application the **Inview GW Rack** or **DIN** mount could be used.



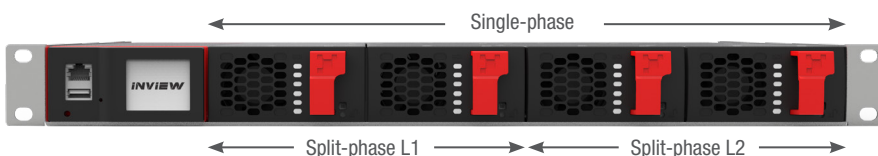
Applications

An ideal solution for securing small but critical AC loads, from 1 kVA to 32 kVA, such as telecom small cells (4G and 5G), access control, traffic lights, security, etc. The module can be integrated into shelves for single-phase (120 Vac) or split-phase (120/240 Vac), and three-phase (3x208 Vac) configuration can be achieved within two shelves.

Versions

Bravo 10 - 48/120 is also available in a **Subrack System** to provide up to 4 kW in just 1U high or **3.2 kW with built-in monitoring**.

The Bravo 10 - 48/120 shelf is featured with a **single and split-phase** configuration



For larger loads, use the Bravo 25 - 48/120.

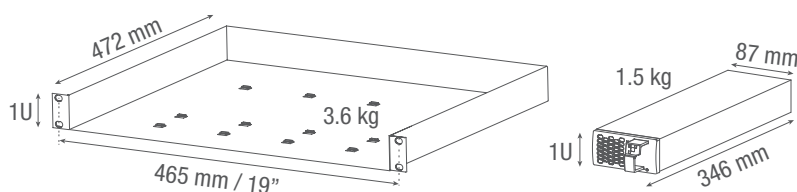
Key features:

- AC and DC input sources (highest efficiency topology)
- 1 to 32 modules and 1 or 3 phases configuration
- Customization (manual by-pass and AC distribution)
- Transfer time reduced to 0 ms
- Compact design

Illustrations are non-binding and may include customized fittings.

Bravo 10 - 48/120

General	
Part Number: Module / Shelf	T611330201 / T614330000
Cooling / Audible noise	Fan forced cooling / <65db @1meter
MTBF	200 000 hrs (MIL-217-F) at 30°C ambient and 80% load
Dielectric strength DC/AC	4300 Vdc
RoHS	Compliant
Operating T° / Relative Humidity (RH) non-condensing	Tested according ETS300-019-2-3 Class 3.1 -20°C to 65°C, power de-rating from >50°C to 65°C / Max RH 95% for 96 hours per year
Storage T° / Relative Humidity (RH) non-condensing	Tested according ETS300-019-2-1 Class 1.2 -40°C to 70°C / Max RH 95% for 96 hours per year
Public transport T°/Relative Humidity (RH) non-condensing	Tested according ETS300-019-2-2 Class 3.1 -40°C to 70°C / Max RH 95% for 96 hours per year
Material (casing)	Zinc coated steel
Power	
AC Input Data	
Nominal voltage (AC) / Current	120 Vac / 7.2 A
Voltage range (AC)	95 - 140 Vac
Brownout	< 108 Vac linear decreasing
Power factor / THD	> 99% / < 3%
Frequency range (selectable) / synchronization range	60 Hz (range 57 – 63 Hz) / 50 Hz (range 47 – 53 Hz)
DC Input Data	
DC voltage: Nominal / range	48 Vdc / (40-60V) ¹
Nominal current (at 48 Vdc and 800 W output)	18.5 A
Maximum input current (for 15 second) / voltage ripple	22.5 A / < 10 mV RMS
AC Output Data	
Efficiency AC to AC (EPC) / DC to AC	95% / >92%
Nominal voltage AC ² (Adjustable)	120 V (100 - 130 Vac)
Frequency / frequency accuracy	60 or 50 Hz / 0.03%
Nominal Output power (VA) / (W)	1000 VA / 800 W
Short time overload capacity	125% (15 seconds)
Admissible load power factor	Full power rating from 0 inductive to 0 capacitive
Total harmonic distortion (resistive load)	< 3%
Load impact recovery time (10% - 90%)	≤ 0.4 ms
Nominal current	8.3 A @ 120 Vac
Crest factor at nominal power	3 : 1 for load P.F. ≤ 0.7
Short circuit clear up capacity 0-20 ms	34 A
Short circuit current after 20 ms	16.5 A for 15 sec, 12.5 A from 15 to 60 sec
AC output voltage stability	±1% from 10% to 100% load
Signaling & Supervision	
Display	Synoptic LED
Supervision / Part number	Inview Slot - T602004110 and Inview S - T602004100
Remote on / off	On rear terminal of the shelf through Inview
Safety & EMC	
Safety	cUL listed according UL1778
EMC	EN 61000-4-2 / EN 61000-4-3 / EN 61000-4-4 / EN 61000-4-5 / EN 61000-4-6 / EN 61000-4-8 ETSI EN 300386 v1.9.1 / FCCpart 15 class A



- 1 Permanent 800 W / de-rating apply based on internal heatsink T°
- 2 Operation within lower voltage networks leads to de-rating of power performances.

Bravo 10 - 48/120 - Datasheet - v1.4 Specifications can change without notice. New data will be updated on our website: www.cet-power.com.
The present equipment is protected by several international patents, trademarks and copyrights.